



District Report Card: 2017


State: Arunachal Pradesh	District: West Kameng
Class: 3	Subject: Language
Schools: 61	Students: 790


Participation/Coverage


Students

<div>GENDER</div> <div></div>	Boys		Girls	
	Number	%	Number	%
	381	48.23	409	51.77

<div>AREA</div> <div></div>	Rural		Urban	
	Number	%	Number	%
	688	87.09	102	12.91

<div>CATEGORY</div> <div></div>	SC		ST		OBC		GEN	
	Number	%	Number	%	Number	%	Number	%
	7	0.89	487	61.65	12	1.52	284	35.95

<div>CWSN</div> <div></div>	LD	VI	HI	S&LD	ID	Oth
	1	1	0	4	0	0

<div>Management</div> <div></div>	Government		Government-aided	
	Number	%	Number	%
	639	80.89	151	19.11

Average Performance of Students in Language (%)

Overall	Gender		Area		Management		Social Group			
	Male	Female	Rural	Urban	Govt.	Aided	SC	ST	OBC	GEN
46.65	45.65	47.58	46.44	48.04	46.21	48.52	49.52	46.67	57.22	46.10

Performance on Learning Outcomes (LOs)

Learning Outcomes	Description	Average Performance(%)
L304	Reads small texts with comprehension i.e., identifies main ideas, details, sequence and draws conclusions	48.20
L312	Reads printed scripts on the classroom walls: poems, posters, charts etc.	43.54

Range of Performance of Students who Answered Correctly							
Below 30%		30% - 50%		50% - 75%		Above 75%	
Number	%	Number	%	Number	%	Number	%
192	24.30	246	31.14	249	31.52	103	13.04

Lowest Performing Learning Outcomes (LOs)

1 - Reads printed scripts on the classroom walls: poems, posters, charts etc. (43.54)

2 - Reads small texts with comprehension i.e., identifies main ideas, details, sequence and draws conclusions (48.20)